

Jennifer
Newman

OUTSIDE
FURNITURE







Café

Jennifer Newman Studio is known for distinctive architectural style designs and products of high quality that get noticed. Our furniture isn't overly elaborate – instead we create expertly made, contemporary pieces that will remain pristine for years in challenging environmental conditions. Quality materials, vibrant colour and beautifully engineered details are at the heart of what we do.



From the start, our founder Jennifer Newman has used her innate instinct for colour and form to create pieces that are simple, rigorously balanced and timeless. Since forming in 2006 the company has attracted the attention of some of the worlds largest Tech companies for their latest developments. All Jennifer Newman products are designed so that they can be left outside all year round with virtually no maintenance. A special powder-coat finish and all-aluminium fabrication ensure long-term durability, and a combination of weight and shape creates optimal wind resistance. And it goes without saying that our family run business wouldn't exist without our highly skilled men and women. The confident aesthetic we've developed hinges on their perfectionism and talent.

ANGLE



| 07

The pleasingly sharp lines of Angle make a contemporary statement in the hustle and bustle of busy environments. Angle is designed to be left outside all-year-round with virtually no maintenance required. The fully welded range features an optional in-leg bolt-down hole for use on windy terraces and long-term durability is assured with the special powder-coat finish on the all-aluminium fabrication. Angle is often specified for indoors as well as outdoors providing opportunities for coordination, making Angle an all-round winner with designers.

A-FRAME DEMOUNTABLE



08 |

A-Frame Demountable is an update of our best-selling A-Frame bench, which now comes in a demountable format, making it suitable for awkward access points such as small elevators and narrow stairwells. A-Frame Demountable has open ends with no cross-beam struts meaning that the table is suitable for wheelchair access and additional seating if needed. It's modern, clean shape and its simple silhouette is as popular for inside use as it is for outside areas.



HEX



10



Hex's striking design, with in-built seating that emanates from a central tabletop column, is our ultra-flexible collaborative extending bench set seating from three up to six. Bolt on extra Hex seats or simply pull-up a Splash stool when extra seating is required. The footplates provide both grip and an additional guard against shoe marking, making Hex ideal for high-footfall environments such as workplaces and educational spaces.

“My first range came about
because I couldn’t find
outdoor furniture that was
simple yet really well made.
So I decided to create
my own.”

| 11

Jennifer Newman

A-FRAME



A-Frame Bench is our contemporary take on a classic shape re-imagined. All- welded from recycled aluminium, A-Frame's simple profile is as ideal for inside as it is outside. A central groove gives visual interest and extra support, while a super durable fine-textured powder-coat finish lends A-Frame a robust quality that as with all Jennifer Newman products will stand the test of time.





LINEAR



| 15

Linear's sculptural quality and fine lines will not disappoint. A show-stopping range that has made a visual impact in some fantastic locations. Finished with a fine textured powder-coat ensures high resilience to wear-and-tear and long-life durability. And in winter, the benches can be stored neatly under the table.



ALFRESCO BENCH



When we launched Alfresco Bench in 2017, it was a revelation for clients who needed durable, contemporary seating on blustery high-rise terraces. Made from stainless steel and Iroko slats, it was a stylish answer to that particular conundrum. Our new Alfresco Bench is made wholly from extruded aluminium with a special powder-coat finish - ensuring long-term durability. And with a combination of weight and shape creates optimal wind resistance. Its longlife in use, almost zero material waste in manufacture, and the ease with which its parts can be recycled, Alfresco Bench also has truly admirable sustainability credentials.

PLANTERS



Box and Drum, our striking planters, allow for easy maneuverability thanks to their four in-built lockable castors. A great option for terraces, balconies and indoor spaces, the planters can be wheeled into sunlight for plant health, or outside for replanting without any heavy lifting. Using only premium aluminium for our planter designs, they are lightweight and made to last. Often referred to as 'instant colour pops,' our specially selected RAL colours can coordinate the planters with outdoor or indoor schemes of any style




“People say my designs are
like pieces of sculpture.
I think that’s true – but they
go beyond that. They’re
built to withstand action in
busy places.”

Jennifer Newman

PING - PONG



21




Ping-Pong. All work and no play? Not the case with our Ping-Pong meeting table. Hardwearing and rust-resistant, the heavy-duty aluminium design is ideal for both meeting rooms and outdoor communal areas. Its sturdy all-welded aluminium frame can withstand wind, rain and the most passionate of games. The bolt-on net can be removed easily when it's time to get back to business, turning Ping-Pong into a large scale meeting table that seats 10 comfortably.








Jennifer Newman Studio Ltd

G17 Clerkenwell Workshops
27/31 Clerkenwell Close,
London, EC1R 0AT
+44 (0) 203 8749565
info@jennifernewman.com
www.jennifernewman.com

 @jennifernewman_studio

 Jennifer Newman Studio Limited

 @jennifernewmanstudio

 Jennifer Newman Studio

Showroom visits by appointment.